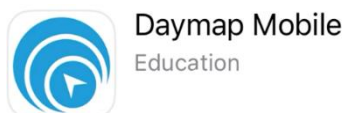


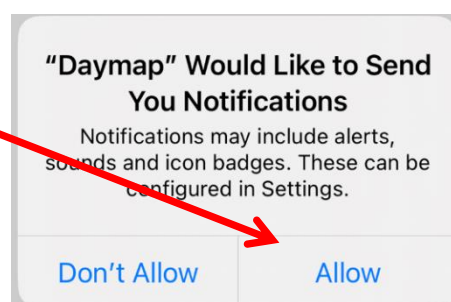
Installing the DAYMAP App on a Mobile Device

1. You must have created a Daymap account prior to installing the app. For help on this, please visit: <https://www.seaviewhs.sa.edu.au/parent-info-hub/> - "Creating a Parent Portal Account"

2. In the App or Google Play Store, find and install the "Daymap" app



3. Open the app, and click "OK" when prompted to allow notifications



4. a. Select "Parent" account type,



b. Search for and select "Seaview High School"




c. Then click "Sign In"



5. Then enter your Username and Password (as supplied by Daymap to your email), click login and you are done!

Username

Password



Note: Your username and password will have been sent to you from Daymap when you created an account (see Step 1)

If you need help with your username or child's student ID (for creating an account), please contact the school on 8377 8000, or the IT Support Team: dl.0893.ictadmin@schools.sa.edu.au